



ISDN SOFTWARE BUSINESS

ABOUT ALPANA

Let your Data turn into Insights and put the power into your hands to take Data driven decisions. Alpana Platform provides real-time access to your data and lets users analyze complex informations through graphical representations that are easy to understand.

KEY FEATURES

Data Connectivity

- Wonderware Intelligence
- Wonderware Historian
- Excel, CSV
- SQL Server
- RESTful web data connector

Widgets

- A huge number of chart types that can be used in any combination and with many new options

NEW Layout and Theme Management

System Requirement

Hardware for Designer:

- Processor - Dual Core 32-bit CPU (x86)
- Hard Disk - 20GB (to install and run)
- RAM - 4GB (minimum)

Software

- Operating System - Windows Server 2012+
- Microsoft .Net Framework 4.7
- IIS Express
- Browser - IE 9+, Edge, Firefox 22+, Chrome 17+, Opera 12+, Safari 5+

ALPANA DASHBOARD

By ISDN SOFTWARE BUSINESS


Alpana Dashboard

The ALPANA Dashboard Platform is an end-to-end solution for creating, managing, and sharing interactive industrial dashboards. It includes a powerful dashboard designer application to easily compose dashboards, as well as a web portal to manage and share dashboards.

It is meant for AVEVA Software with native connectors to their complete portfolio.

Alpana Designer

The Alpana Designer application lets you connect to data and visualize them as interactive dashboards using a rich widget library. Alpana Designer then allows you to publish the composed Dashboard to your Alpana Server and share it with your team.



Use widgets to help accelerate your design processes

- Easily create charts, bars, graphs columns and more for effective visualisation
- Choose from a wide range of chart options to best represent your data.

New layout and theme management

- Configure layout grid for finer placement
- Create scrolling dashboards to view all your data in one place
- Choose theme, use background image and transparent widgets to match your company's branding

KEY FEATURES

NEW Multi-tenancy

- Manage multiple isolated tenants from a single installation
- Save maintenance and deployment costs with multi-customer installations

Dashboard Management

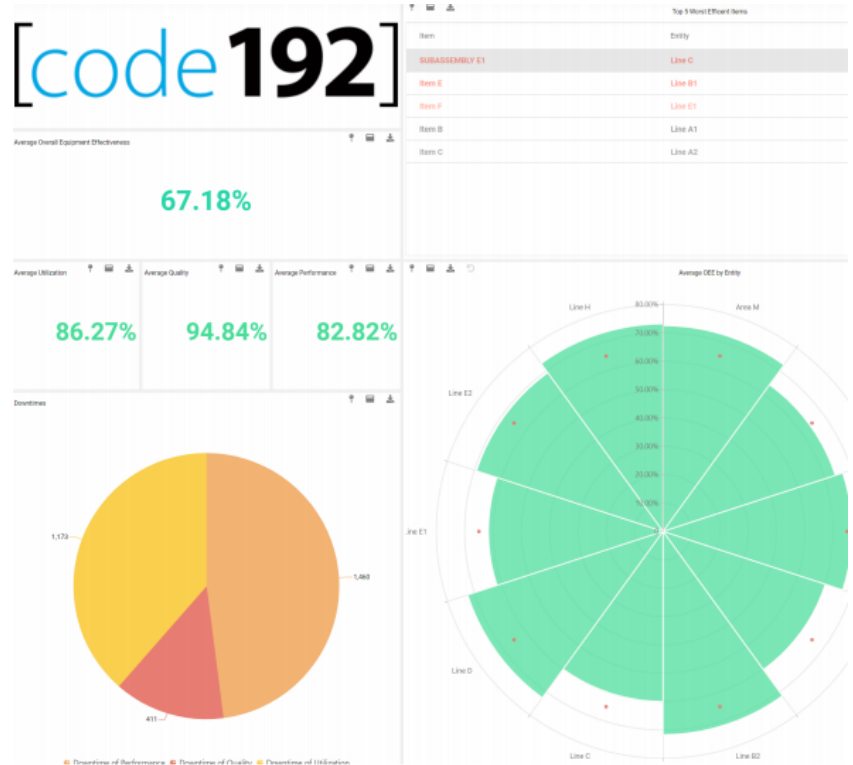
- Dashboards are organized in a folder structure of any depth
- Permission to view the dashboards can be given to specific users or groups

Designer Integration

- Seamlessly design and publish dashboards from within the designer application to increase productivity and efficiency

Alpana Server

The Alpana Server lets you efficiently organize and share dashboards through a web interface. Installed on a premise or in the cloud, Alpana Server can host multiple tenants in complete isolation. Use our new API to talk to dashboards live. Embed dashboards within your application either as web pages or directly within Wonderware Intouch with our native container.



Simple API integration so data is updated automatically and seamlessly

- Send data continuously and let widgets update seamlessly. E.g. Connect OPC, Wonderware System Platform and more to dashboards for live updates to targeted users
- Event-based dashboard refresh
- Embed widgets or dashboards in InTouch in a .NET Application or in a web page
- Send data to embedded dashboards to filter from your application's context
- Let users click in an embedded Dashboard, and receive the data straight into your application




Versioning

All items stored in the dashboard server are versioned.



User Management

Easily organise users into groups. Import users from an Active Directory or create within the Server



Scheduling/Alerts

Dashboards can be exported and emailed on a flexible schedule or on complex data change conditions



Autorefresh

Dashboards can refresh themselves based on a timer



Collaboration

Users can post comments on dashboards or widgets with notification - a new chat feature.



And much more!

RGPD support, CORS whitelisting, WorldClass support, training and documentation